


28MM 210X210 CM QBH2 (ART 7200)



WOODLANDS

QUALITY CABINS



GEDETAILLEERDE ONDERDELENLIJST

-


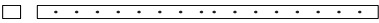


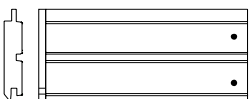

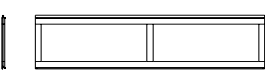












LISTE D'INVENTAIRE DETAILLEE

Onderdelenlijst Liste d'inventaire

Typ


QBH2 210x210 cm

7200


	Artikel nr Nr Article	Afmeting / Dimension			#	Functie / Fonction
		A	B	C		
	QBH/HP/2160/2140	2160	2140	20	<u>4</u>	hoekprofiel / profile de coin
	599927	1995	34	28	<u>3</u>	midden versteviging / renfort du milieu
	QBH2/TG/0550/2	550	(-)	(-)	<u>30</u>	voorwand / façade
	QBH2/TG/2030/2	2030	(-)	(-)	<u>29</u>	zijwand / paroi latérale
	QBH2/TG/2030/2	2030	(-)	(-)	<u>1</u>	plank boven deur / planche au dessus de la porte
	QBH2/TG/2030/2	2030	(-)	(-)	<u>16</u>	achterwand / paroi arrière
					46	
	QBH2/TG/0360/1/FL	360	350	(-)	<u>3</u>	links naast raam / à gauche de la fenêtre
	QBH2/TG/0360/1/FR	360	350	(-)	<u>3</u>	rechts naast raam / à droite de la fenêtre
	QBH2/PLK/2030/2	2030	(-)	(-)	<u>2</u>	hoogste plank zijkant / planche supérieure paroi latérale
	QBH2/PLK/2030/2	2030	(-)	(-)	<u>2</u>	hoogste plank voor- & achterkant
					4	/ planche supérieure façade et paroi arrière
	QBH2/R2/1330	1330	(-)	(-)	<u>1</u>	2 delig raam / fenêtre 2 vitres
	599924	1330	40	15	<u>2</u>	horizontale raamlat / parclose horizontale
	599923	271	40	15	<u>3</u>	verticale raamlat / parclose verticale
	QBH2/ED/0888	1885	888	(-)	<u>1</u>	enkele deur / porte simple
	S/015/080/1865	1865	80	15	<u>2</u>	verticale slaglat deur / chambranle vertical
	S/015/080/1020	1020	80	15	<u>1</u>	horizontale slaglat deur / chambranle horizontal
	S/015/054/1890	1890	54	15	<u>2</u>	doorgang / ébrasement
	S/028/045/1020	1020	45	28	<u>1</u>	deurkader hor. / cadre de porte hor.
	S/028/045/1900	1900	45	28	<u>2</u>	deurkader vert. / cadre de porte vert.
	S/028/120/1990	1990	120	28	<u>3</u>	dakbalk / panne
	S/028/120/1946	1946	120	28	<u>2</u>	steunplank dak zijkant / poutre de renfort toit côté latéral
	S/028/120/1946	1946	120	28	<u>2</u>	steunplank dak voor- achterkant
					4	/ poutre de renfort toit côté façade et paroi arrière
	OSB3/018/2440/590	2440	590	(-)	<u>3</u>	OSB dakplaat / panneau de toit OSB
	OSB3/018/1000/590	1000	590	(-)	<u>1</u>	OSB dakplaat / panneau de toit OSB
	PLXH/0292/0621	621	292	4	<u>2</u>	plexi helder / plexi transparent
 	EPDM/2200/2200	2200	2200	(-)	<u>1</u>	EPDM folie / bâche EPDM
	406001				<u>1</u>	regenafvoer / évacuation d'eau
	402003	2000	80	(-)	<u>1</u>	regenafvoer buis / évacuation d'eau tube
	ALU/L/2110	2110	(-)	(-)	<u>4</u>	alu hoekprofiel op het dak / profilé en aluminium sur le toit
	B/7200				<u>1</u>	zak beslag / sachet quincaillerie

28MM 210X210 CM QBH2 (ART 7200)


VOORZIJDDE - FACADE




RUGZIJDDE - PAROI ARRIERE



ZIJWAND - PAROI LATERALE

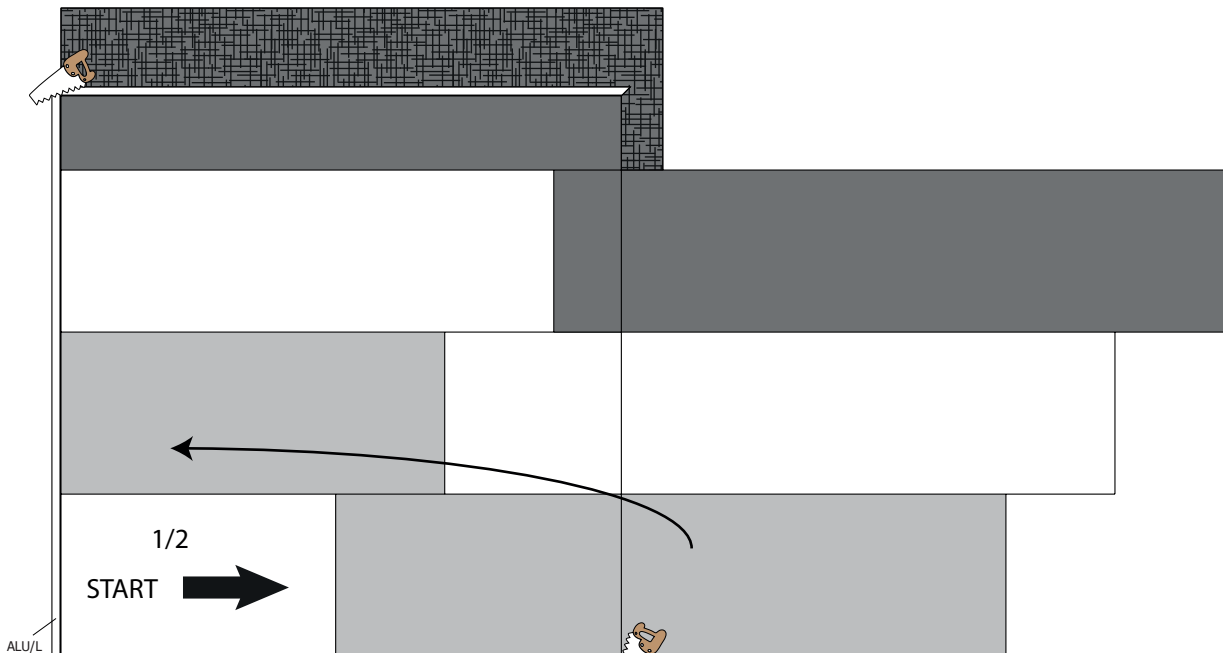
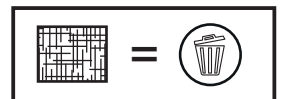


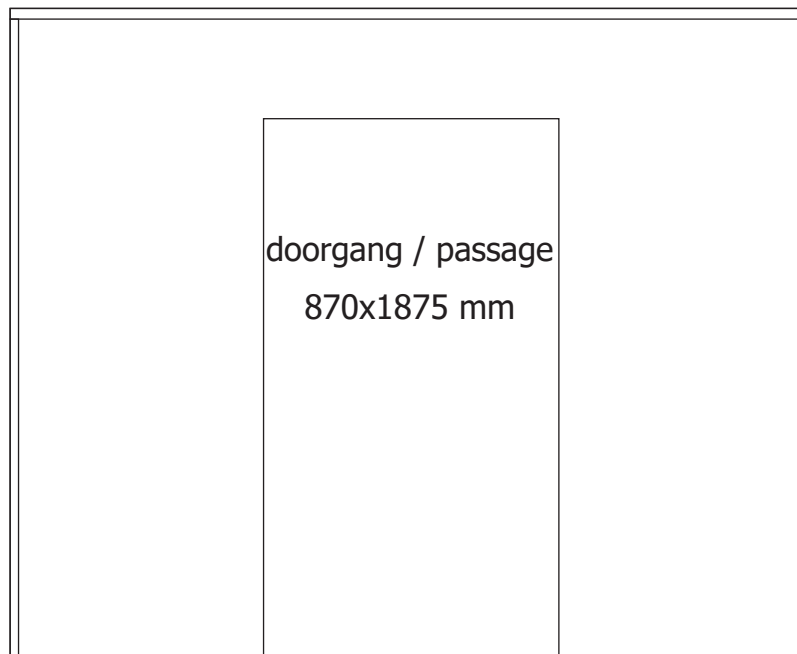
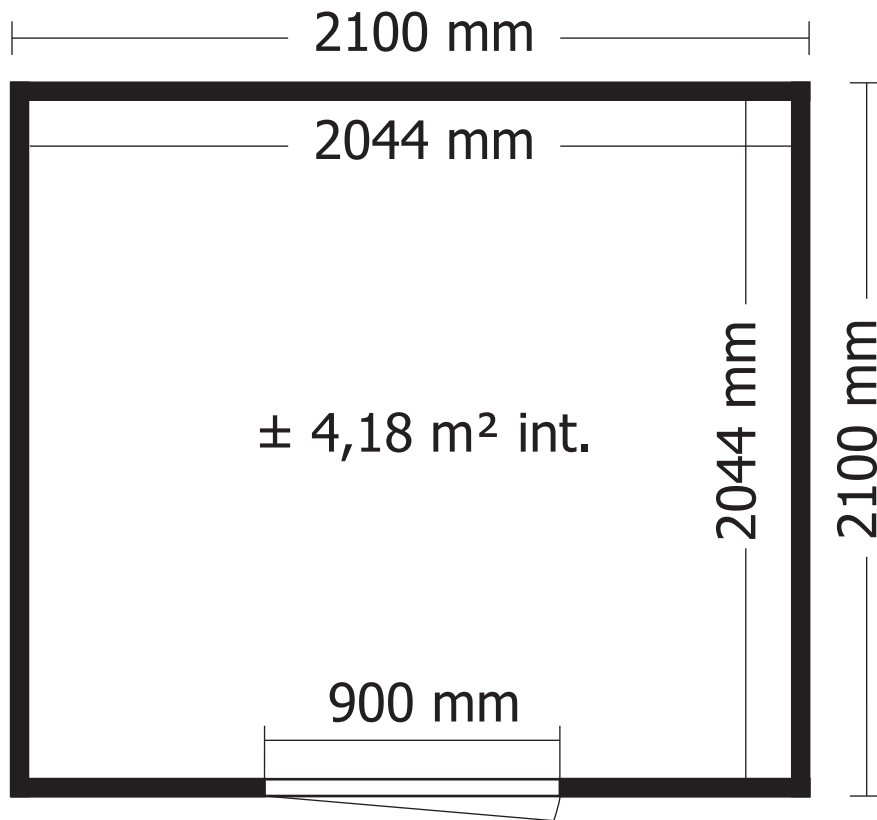
ZIJWAND - PAROI LATERALE



DAK - TOITURE

verdeling OSB - répartition OSB





OPGELET : Behandel **ELK** onderdeel grondig aan alle zijden met een degelijk product dat beschermt tegen zon, weer en wind en tegen insecten en schimmels, **VOOR** de montage.

ATTENTION : Traitez à fond **CHAQUE** élément avec un produit protégeant contre les intempéries, les insectes et les moisissures intérieur et extérieur, **AVANT** le montage .

NL: ZELF TE VOORZIEN - **FR:** MATERIEL A PREVOIR SOIMEME



B/7200

aantal / nombre

Slot - Serrure (knoblock 45-62mm Woodlands) (Ref = 333004)		1
Scharnier zwaar - Charnière lourd (88x67) (Ref = 300007)		4
Hoekijzer groot - Equerre grand (60x60x40) (Ref = 300024)		2
Balkdrager rechts - Support de poutre droite (Ref = 300033)		3
Balkdrager links - Support de poutre gauche (Ref = 300034)		3
Meetlint 126mm - Mètre ruban 126mm (Ref = 399004)		2
Schroeven - Vis		
Zelftappende schroef - Vis auto-perceuse (Ref = 310002)		30
25mm (Ref = 310018)		100
35mm (Ref = 310007)		20
40mm (Ref = 310015)		60
50mm (Torx®) (Ref = 310012)		500
Goten - Gouttières		
Bocht - Coude (90°) (Ref = 402006)		1
Bevestigingsbeugel - Fixation (Ref = 403001)		2
Mof - Manchon (Ref = 505002)		1